

# User manual

## Features

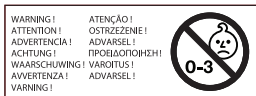
1. Mushroom shaped nightlight
2. LED light
3. Three different light modes:
  - Low intensity light
  - High intensity light
  - Color mode (7 colors)
4. Battery operated /micro USB powered

## Operation

1. Open the base to assemble 3x AA battery. Put the switch beside the battery cover to the ON position.
2. If the device is switched ON, tap on the Nuke to change the color mode.
3. Turn OFF the light when not in use.

## Caution

1. Do not disassemble the product.
2. Do not put Nuke in the water.
3. Clean the Nuke with a soft wet cloth, do not use chemical, corrosion or detergent products.
4. **Warning:** Not for use by children under 3 years.



## Product Specification

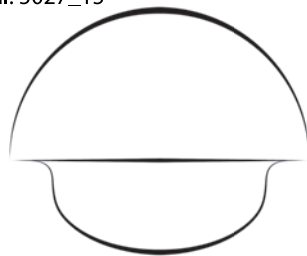
Brand	flow Amsterdam	Name	Nuke
Model	1175027	Color	Blue, Pink
Input	Battery:AA1.5V*3 or DC: USB 5V	Power	Max : 1W
Tap Station	4	Material	ABS+Silicon
Weight	126G	Dimension	∅117x95(H)mm
Accessory	Manual	Origin	China

Nuke®  
Night Light

Article nr: 1175027 / 1155027

Manual: 5027\_15

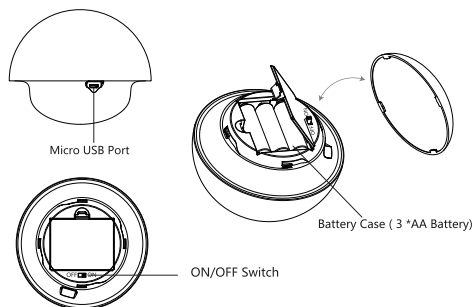
# flow



Simplicity is the key. No sharp edges and a soft touch cap makes its design perfect for kids to play around with. Endless fun with its round stem, success guaranteed!

Read these user-instructions before using the night light. Properly store this manual for future reference.

## Product



Manufactured and distributed by:  
Flow trading BV  
Madridstraat 8  
1175 RK Lijnden the Netherlands  
[www.flowamsterdam.com](http://www.flowamsterdam.com)